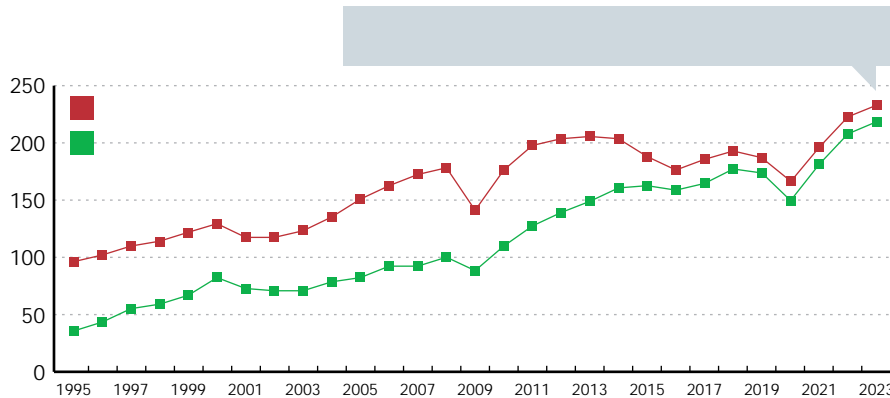


NOTHING
WITHOUT
TRUCKING

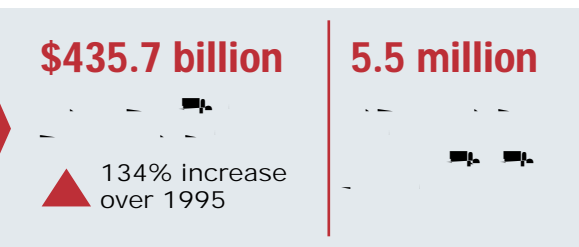
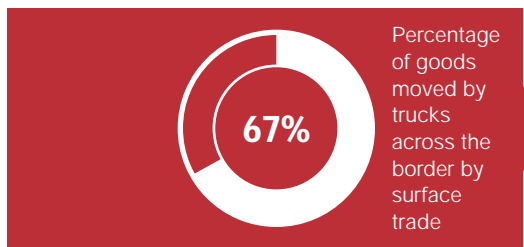
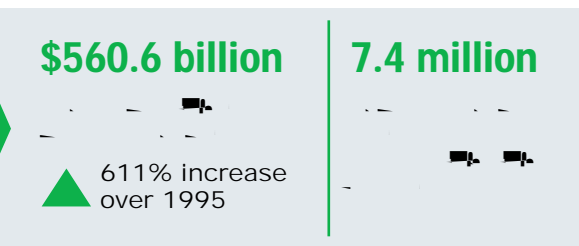
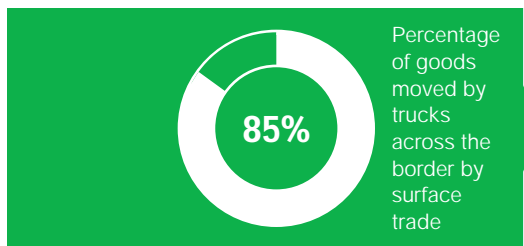
TRADE

Since 1995, the value of goods traveling via truck across both the northern and southern borders jumped 276% and totaled over \$996 billion in 2023. This increase in trade has created or supported tens of thousands of jobs in the United States, with motor carriers, suppliers and shippers, underscoring the industry's role as a large beneficiary of North American trade.



BY THE NUMBERS:

- Total trade via truck has increased by 276% since 1995, while U.S. exports grew 252%.
- Last year, truck exports to Canada, as measured by the value of the goods, accounted for 53% of total truck transported trade with the country.
- Since 1995, U.S. exports to Mexico via truck have grown an impressive 509%.
- Last year, truck exports to Mexico, as measured by the value of the goods, accounted for 39% of total truck transported trade across the southern border.
- The two largest commodities were computer-related machinery and electrical machinery, which combined to make up 39% of trade going into Mexico via trucks.



U.S. trade with Canada and Mexico is larger than the economy of Pennsylvania.

To move all of that freight, in 2023 there were over 12.8 million truck entries combined on the Canadian and Mexican borders.

2023 U.S. Trucking Employment From Truck Transported Trade

2023 U.S. Trucking Revenue From Truck Transported Trade (Billions)




- 98,535 employed in US Trucking industry from truck transported trade¹
- 54,854 of which from trade with Mexico
- 43,681 of which from trade with Canada
- U.S. trucking companies paid \$4.53 billion in wages, not including benefits, to U.S. drivers to haul freight to and from Canada and Mexico

¹ Note: Employment numbers represent a full-time equivalent.

509%




7.4 million



\$560.6



7.4 million



611%



7.4 million



